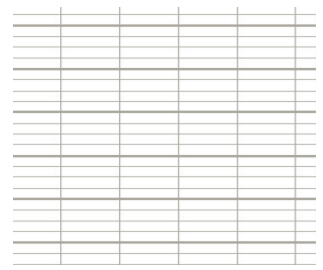
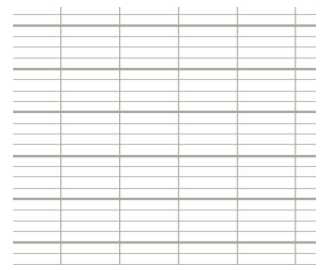
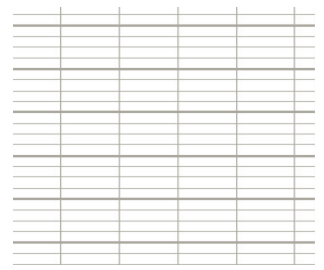
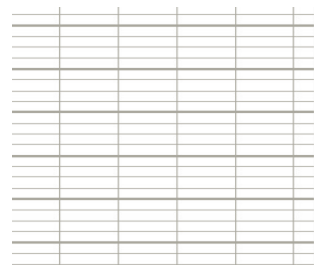
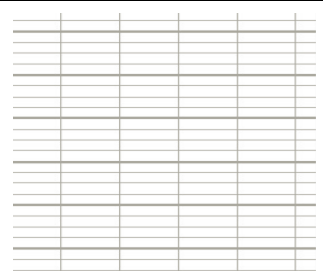
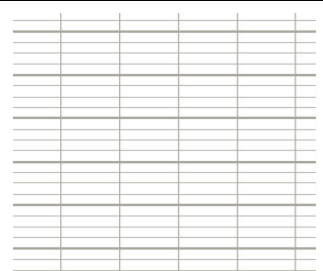
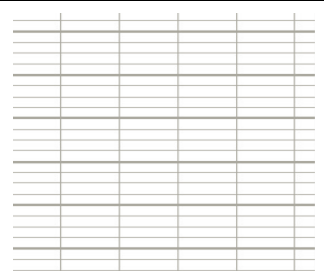
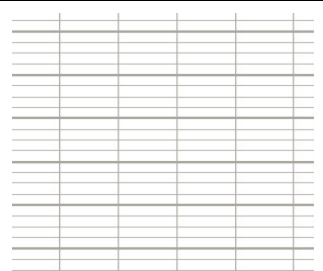



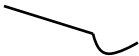











Fiche méthode : les schémas des objets utilisés cette année

Q1. Recopier dans le tableau les schémas et les apprendre par cœur.

B	Tube à e.....	E graduée	P..... graduée
			
Sp	V..... de m.....	Bal.....	
			

Q2. A la maison pour s'entraîner, cacher la colonne réponse et faire ce qui est demandé.

Ecire le nom correspondant au schéma	Réponses	Réaliser le schéma correspondant au nom	Réponses
	Pipette graduée	Verre de montre	
	balance	Spatule	
	spatule	Bécher	
	bécher	Tube à essai	
	Verre de montre	balance	
	Eprouvette graduée	Eprouvette graduée	
	Tube à essai	pipette graduée	